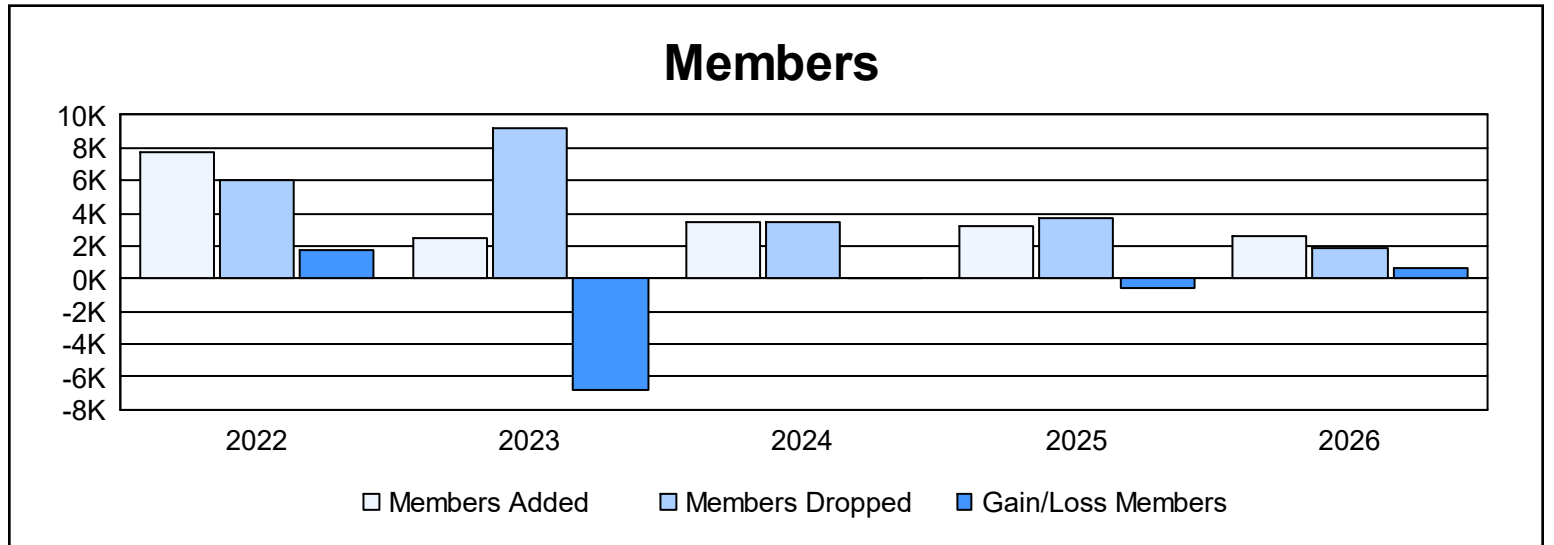
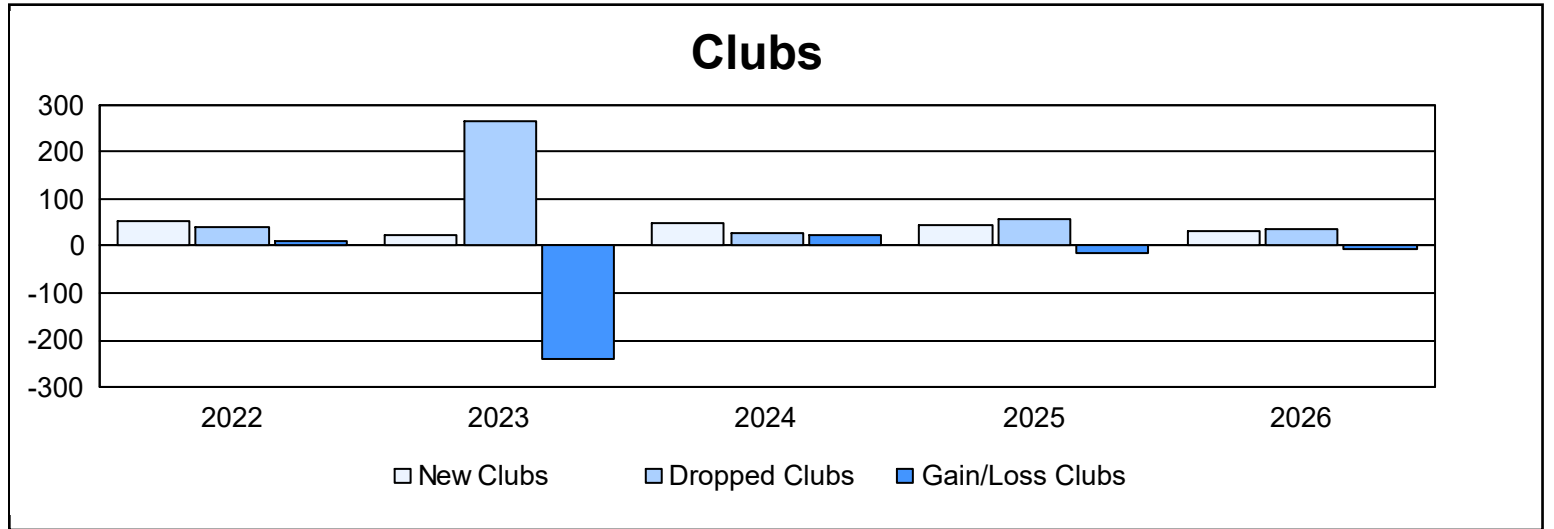
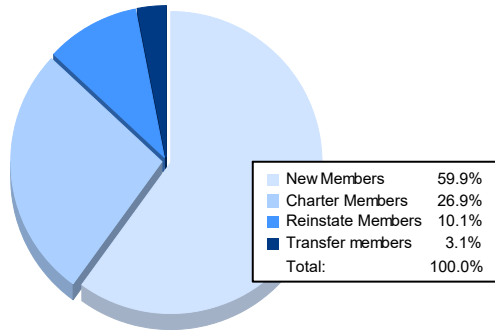


Year	New Clubs	Dropped Clubs	Gain/ Loss Clubs	New Members	Charter Members	Reinstate Members	Transfer Members	Total Member Added	Total Members Dropped	Gain/ Loss Members
2021-2022	51	42	9	4,741	2,560	416	64	7,781	5,985	1,796
2022-2023	25	263	-238	1,248	831	121	229	2,429	9,220	-6,791
2023-2024	49	26	23	1,671	1,376	270	202	3,519	3,421	98
2024-2025	45	58	-13	1,656	928	474	125	3,183	3,743	-560
2025-2026	31	38	-7	1,529	688	258	78	2,553	1,913	640
Average	40	85	-45	2,169	1,277	308	140	3,893	4,856	-963



Membership Composition April 2026 Cumulative



Gender Composition April 2026 Cumulative

